

## CERTIFICATION

Milwaukee Instruments conform to the CE European Directives.



**Disposal of Electrical & Electronic Equipment.** Do not treat this product as household waste. Hand it over to the appropriate collection point for the recycling of electrical and electronic equipment.

RoHS  
compliant

**Disposal of waste batteries.** This product contains batteries. Do not dispose of them with other household waste. Hand them



over to the appropriate collection point for recycling. Please note: proper product and battery disposal prevents potential negative consequences for human health and the environment. For detailed information, contact your local household waste disposal service or go to [www.milwaukeeinstruments.com](http://www.milwaukeeinstruments.com) (USA & CAN) or [www.milwaukeeinst.com](http://www.milwaukeeinst.com).

## RECOMMENDATION

Before using this product, make sure it is entirely suitable for your specific application and for the environment in which it is used. Any modification introduced by the user to the supplied equipment may compromise the meter's performance. For your and the meter's safety do not use or store the meter in hazardous environment. To avoid damage or burn, do not perform any measurement in microwave ovens.

## WARRANTY

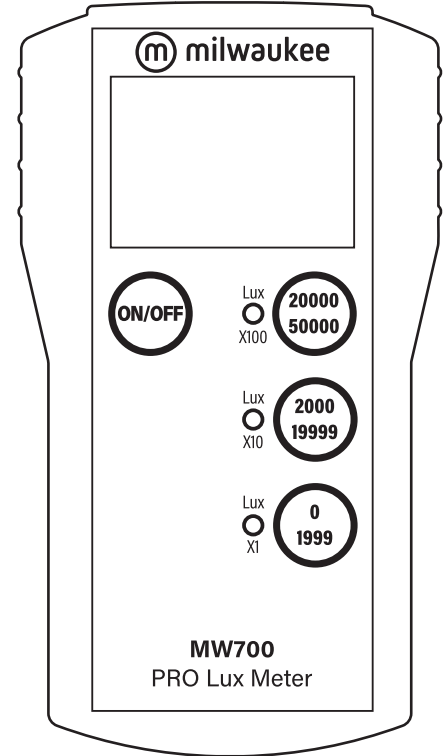
This instrument is warranted against defects in materials and manufacturing for a period of 2 years from the date of purchase. Probe is warranted for 6 months. This warranty is limited to repair or free of charge replacement if the instrument cannot be repaired. Damage due to accidents, misuse, tampering or lack of prescribed maintenance is not covered by warranty. If service is required, contact your local Milwaukee Instruments Technical Service. If the repair is not covered by the warranty, you will be notified of the charges incurred. When shipping any meter, make sure it is properly packaged for complete protection.

Milwaukee Instruments reserves the right to make improvements in design, construction and appearance of its products without advance notice.

# USER MANUAL

## MW700 PRO

### Portable Lux Meter



Distributor in Australia

Pacific Sensor Technologies Pty Ltd

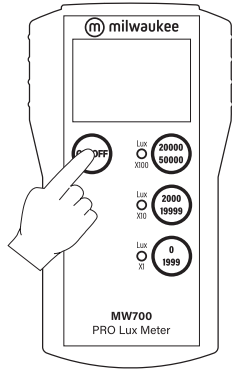
Unit 4, 3 Neutron Place Rowville, VIC 3178 Australia

1300 662 720 | [sales@pacificsensortech.com.au](mailto:sales@pacificsensortech.com.au)

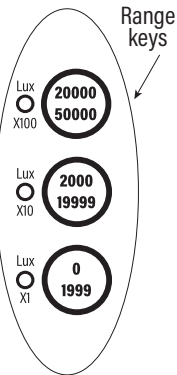
[www.pacificsensortech.com.au](http://www.pacificsensortech.com.au)

## OPERATION

- The meter is supplied complete with a 9V battery. Remove the battery compartment cover on the back of the meter and install the battery into the battery clip connector while observing polarity.
- Put the light sensor on a stable surface and the meter at a proper distance to avoid any interference or disturb to the sensor illumination.
- Turn the meter on by pressing the ON/OFF key.



- Press one of the three "Range keys" to select the proper scale according to the intensity of the light.
- "1" on the LCD indicates that it is necessary to increase the measure scale. Press the next range key. The decimal point moves through the display and finally the correct value is shown.



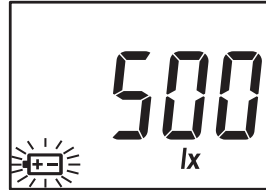
- Wait for about 1 second for the reading to stabilize.
- After about 5 minutes of non-use, the meter shuts off.

**Note:** Verify the sensor is clean before taking any measurement.

## BATTERY REPLACEMENT

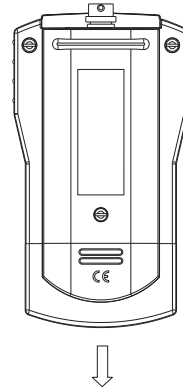
When the battery becomes weak the meter will display a blinking "🔋" low battery indicator.

When it appears, the battery has only about 50 hours of working time left. A low battery will result in unreliable measurements. Prompt battery replacement is required.



Battery replacement must only take place in a non-hazardous area using an alkaline 9 V battery.

Turn the meter off, slide the battery compartment cover located at the rear of the meter off and replace the 9V battery with a new one.



Make sure the battery contacts are fully engaged in the connector, seat the battery in its compartment and replace the cover.

## SPECIFICATIONS

<b>RANGE</b>	0.000 - 1999 Lux 2000 - 19999 Lux 20000 - 50000 Lux
<b>RANGE SETTING</b>	Manual through key buttons
<b>RESOLUTION</b>	0.000 - 1999 Lux ±1 Lux 2000 - 19999 Lux ±10 Lux 20000 - 50000 Lux ±100 Lux
<b>ACCURACY</b>	±6% of reading ±1 digits
<b>PEAK WAVE LENGTH</b>	560 (nm)
<b>SENSOR TYPE</b>	Silicon Photodiode (connected to meter)
<b>SENSOR SENSITIVITY</b>	100 scotopic Lux
<b>SENSOR STABILITY</b>	±2% change per year (in first two years)
<b>POWER SUPPLY</b>	1 x 9 V alkaline battery
<b>AUTO-OFF</b>	after about 5 minutes of non-use
<b>BATTERY LIFE</b>	approximately 150 hours of continuous use
<b>ENVIRONMENT</b>	0 to 50°C; RH95%
<b>DIMENSIONS</b>	143 x 80 x 32 mm
<b>WEIGHT (METER WITH SENSOR)</b>	approximately 270 g