

SPECIFICATIONS

RANGE / RESOLUTION	
CD600	1990 ppm / 10 ppm
CD610	10000 ppm / 100 ppm
CD601	1990 $\mu\text{S}/\text{cm}$ / 10 $\mu\text{S}/\text{cm}$
CD611	19900 $\mu\text{S}/\text{cm}$ / 100 $\mu\text{S}/\text{cm}$
ACCURACY (@20°C) $\pm 2\%$ Full Scale	
TYPICAL EMC DEVIATION	
CD600	$\pm 2\%$ Full Scale
CD610	$\pm 2\%$ Full Scale
CD601	$\pm 1\%$ Full Scale
CD611	$\pm 4\%$ Full Scale
CALIBRATION SOLUTION	
CD600	M10032B (optional)
CD610	M10038B (optional)
CD601	M10031B (optional)
CD611	M10030B (optional)
TEMPERATURE COMPENSATION	Automatic from 5 to 50°C
ENVIRONMENT	5 to 50°C 95 % RH max.
BATTERY TYPE	4 x 1.5V alkaline
BATTERY LIFE	approximately 300 hours of use
DIMENSIONS	150 x 30 x 24 mm
WEIGHT	85 g

OPTIONAL ACCESSORIES

MA9300	1.5V battery (10 pcs.)
MA9701	Calibration Screwdrivers (20 pcs)
M10030B	Calibration 20 mL sachet 12880 $\mu\text{S}/\text{cm}$ solution (25 pcs.)
M10031B	Calibration 20 mL sachet 1413 $\mu\text{S}/\text{cm}$ solution (25 pcs.)
M10032B	Calibration 20 mL sachet 1382 ppm solution (25 pcs.)
M10038B	Calibration 20 mL sachet 6.44 ppt solution (25 pcs.)

Calibration solutions are also available in 220 mL bottles.

CERTIFICATION

Milwaukee Instruments conform to the CE European Directives.



Disposal of Electrical & Electronic Equipment. Do not treat this product as household waste. Hand it over to the appropriate collection point for the recycling of electrical and electronic equipment.

Disposal of waste batteries. This product contains batteries. Do not dispose of them with other household waste. Hand them over to the appropriate collection point for recycling.



Please note: proper product and battery disposal prevents potential negative consequences for human health and the environment. For detailed information, contact your local household waste disposal service or go to www.milwaukeeinstruments.com (USA & CAN) or www.milwaukeeinst.com.

WARRANTY

These instruments are warranted against defects in materials and manufacturing for a period of 2 years from the date of purchase. Probe is warranted for 6 months. This warranty is limited to repair or free of charge replacement if the instrument cannot be repaired. Damage due to accidents, misuse, tampering or lack of prescribed maintenance is not covered by warranty. If service is required, contact your local Milwaukee Instruments Technical Service. If the repair is not covered by the warranty, you will be notified of the charges incurred. When shipping any instrument, make sure it is properly packaged for complete protection.

Milwaukee Instruments reserves the right to make improvements in design, construction and appearance of its products without advance notice.



ISTCD600 11/20

USER MANUAL

CD600, CD610, CD601, CD611

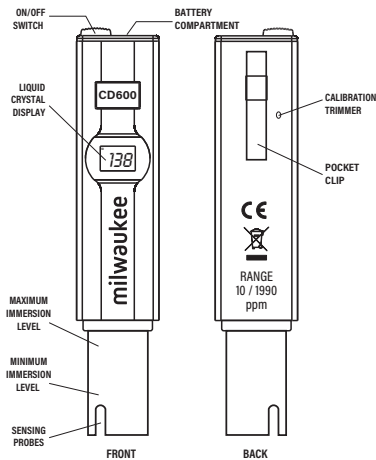
Digital
Conductivity & TDS Pens



Authorized Distributor in Australia
Pacific Sensor Technologies Pty Ltd
Unit 4, 3 Neutron Place Rowville, VIC 3178 Australia
sales@pacificsensortech.com.au
www.pacificsensortech.com.au
1300 662 720



milwaukee

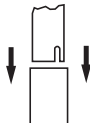


- Stir gently and wait until the display stabilizes. The digital pen compensates for the temperature variance automatically.
- Read the value on the display. This value has to be multiplied by a factor of 10 for **CD600** & **CD601**, and by a factor of 100 for **CD610** & **CD611** as shown in the upper left hand corner of the LCD to give direct readings in ppm (mg/L) or $\mu\text{S}/\text{cm}$ ($\mu\text{mho}/\text{cm}$).



OPERATION

- Remove the protective cap.



- Turn the digital pen on with the ON/OFF switch located on the top.


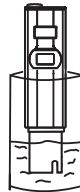


- Immerse into solution up to the maximum immersion level.



CALIBRATION

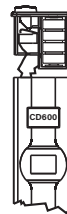
- The calibration procedure is very simple and fast.
- Immerse the tester up to the maximum level into the appropriate optional Calibration Solution (see Specifications).
- Allow the reading to stabilize and using a small screwdriver turn the Calibration Trimmer to match the solution value (normally to the value at 25°C). E.g. calibrating a **CD600** using **M10032B** as calibration solution, turn the trimmer to read "138" (multiplied by 10 = 1380 ppm).



- Calibration is now complete.

BATTERY REPLACEMENT

When the digital pen cannot be switched on or the display fades, pull out the battery compartment and replace all four 1.5V batteries, paying attention to their polarity. Batteries should only be replaced in a non-hazardous area using the battery types specified in this instruction manual.



RECOMMENDATION

Before using this product, make sure that it is entirely suitable for the environment in which they are used. Operation of these instruments in residential areas could cause unacceptable interferences to radio and TV. equipment. The pins at the end of the sensor are sensitive to electrostatic discharges. Avoid touching this metal band at all times. During operation of instruments ESD wrist straps should be worn to avoid possible damage to the sensor by electrostatic discharge. Any variation introduced by the user to the supplied equipment may degrade the instrument EMC performance. To avoid electrical shock, do not use the instrument when voltage at the measurement surface exceed 24VAC or 60VDC. To avoid damages or burns, do not perform any measurement in microwave ovens.